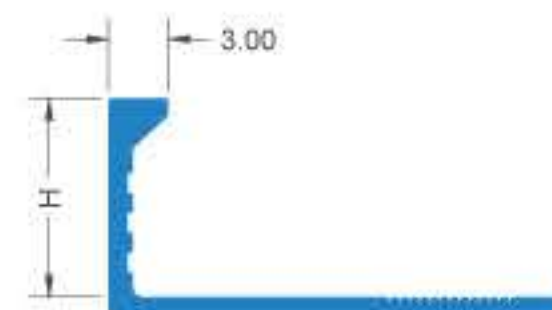


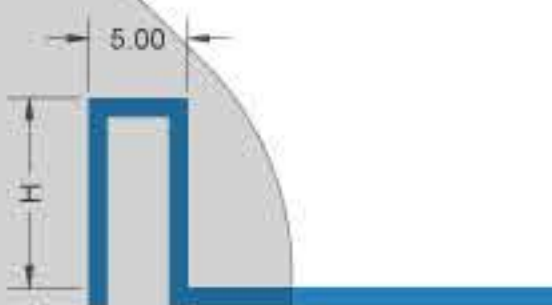
TIARONA (SERIES B)

Natural Brass

KALLOS TIARONA (KTRSB) is a channel profile offering a generous visible strip reveal of brass enhancing the installation. These profiles offer superb resistance to principal chemical and atmospheric agents and are particularly recommended to be used as divider in between different type of finishes in zones such as food processing industries, breweries, dairies, hospitals and external applications and wet area. Its smooth and non-porous surface makes it especially difficult for the adhesion and survival of bacteria and/or other microorganisms.



KTRSB-NB-A-H



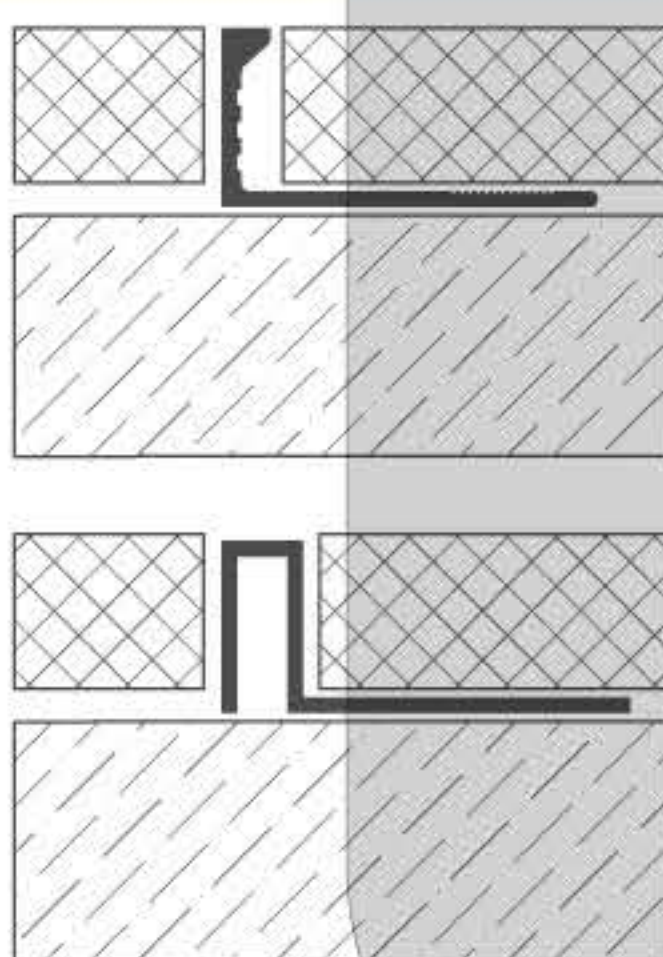
KTRSB-NB-B-H

Natural Brass

Natural brass with protection film - bar length 2.44 meter, H (from 8 to 15)
*Size can be customized **


ARTICLE	H (mm)	L (m)
KTRSB-NB-A-H	8,10,12.5,15	3.00
KTRSB-NB-B-H	8,10,12.5,15	2.44

Laying instructions



- 1 Select the profile in the required material and finish.
- 2 Apply the tiles adhesive onto the area of application.
- 3 Lay the KTRSB profile.
- 4 Continue laying the profiles by aining the profile flush with the finish.

Colors



NB Natural Brass

General Cleaning and Maintenance

- » Use clean water, pH-neutral cleaning agent, a sponge or cleaning doth. Ensure that there no sanding or grinding effect.
- » If necessary, use an alcohol-based cleaner or a cleaner especially developed for brass or polishing paste.
- » Perform routine cleaning regulary in accordance with local conditions.
- » Check cleaning agents before use to determine whether they have a corrosive or damaging effect on the profiles. This also applies to correct dosage during use.
- » Never use agents containing hydrochloric or hydrofluoric acid.
- » Any contact with chlorine bleaching agents, cement residue cleaners, strong acids or should be avoided.

* Size can be customized, Production upon request, timing and price to be agreed