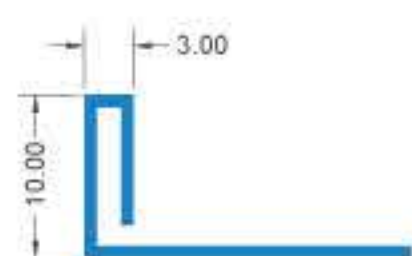


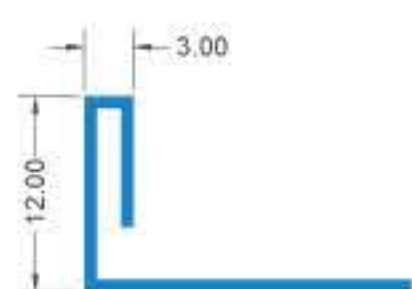
PRO ORTHOGONA (A Series)

PVD COLORED - Polished and Brushed finish
(stainless steel AISI 304 and 316)

KALLOS PRO ORTHOGONA (KPOSPA) is 90° Straight Edge profile designed to protect the edge of the floor or wall covering. KPOSPA has a specially punched flange which allows the profile to be formed by hand allowing curves to be created. These profiles offer superb resistance to principal chemical and atmospheric agents and are particularly recommended to protect steps in zones such as food processing industries, breweries, dairies, hospitals and external applications. Its smooth and non-porous surface makes it especially difficult for the adhesion and survival of bacteria and/or other microorganisms. **KALLOS Stainless Steel profiles** Supplied with protection film for added protection, before, during and after application - as standard.

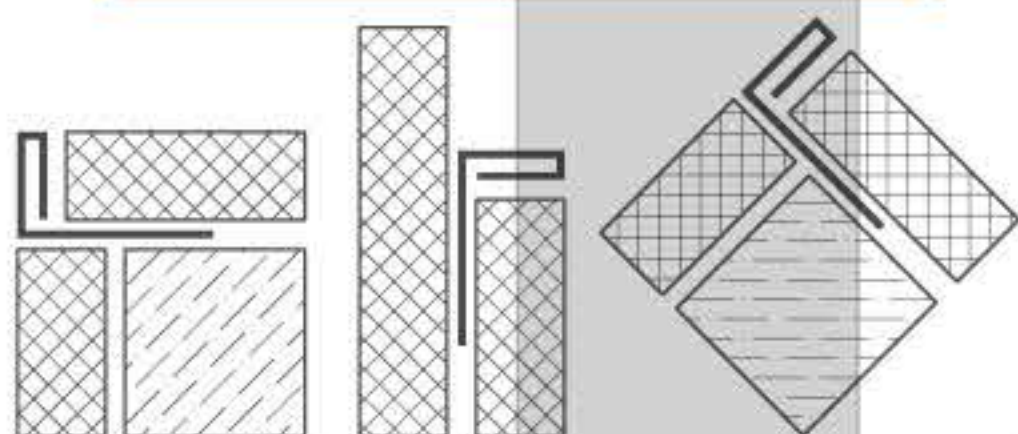


KPOSPA-10



KPOSPA-12

Laying instructions



- 1 Select KPOSPA according to tile thickness.
- 2 Trowel tile adhesive over the area that forms the perimeter of the tiled covering.
- 3 Press the perforated anchoring leg of the KPOSPA, into the tile adhesive and align, mechanical fix if required.
- 4 Trowel additional adhesive over the perforated anchoring leg to ensure full coverage.
- 5 Solidly embed the tiles so that the tiled surface is flush with the top of the profile (the profile should not be higher than the tiled surface, but rather up to approx. 1 mm lower).
- 6 Fill the joint completely with grout.

* Size can be customized, Production upon request, timing and price to be agreed

Polished and Brushed PVD Finish Stainless steel

AISI 304 with protection film - bar length 2.7 meter (H from 10 to 12)
Size can be customized *

ARTICLE	H (mm)	L (m)
KPOSPA4-BG-10	10	2.7
KPOSPA4-BG-12	12	2.7
KPOSPA4-BR-10	10	2.7
KPOSPA4-BR-12	12	2.7
KPOSPA4-BB-10	10	2.7
KPOSPA4-BB-12	12	2.7
KPOSPA4-7P-10	10	2.7
KPOSPA4-7P-12	12	2.7
KPOSPA4-8P-10	10	2.7
KPOSPA4-8P-12	12	2.7
KPOSPA4-15P-10	10	2.7
KPOSPA4-15P-12	12	2.7
KPOSPA4-18PZ-10	10	2.7
KPOSPA4-18PZ-12	12	2.7
KPOSPA4-19CO-10	10	2.7
KPOSPA4-19CO-12	12	2.7
KPOSPA4-6B-10	10	2.7
KPOSPA4-6B-12	12	2.7
KPOSPA4-PG-10	10	2.7
KPOSPA4-PG-12	12	2.7
KPOSPA4-PR-10	10	2.7
KPOSPA4-PR-12	12	2.7
KPOSPA4-PB-10	10	2.7
KPOSPA4-PB-12	12	2.7

Polished and Brushed PVD Finish Stainless steel

AISI 316 with protection film - bar length 2.7 meter (H from 10 to 12)
Size can be customized *

ARTICLE	H (mm)	L (m)
KPOSPA6-BG-10	10	2.7
KPOSPA6-BG-12	12	2.7
KPOSPA6-BR-10	10	2.7
KPOSPA6-BR-12	12	2.7
KPOSPA6-BB-10	10	2.7
KPOSPA6-BB-12	12	2.7
KPOSPA6-7P-10	10	2.7
KPOSPA6-7P-12	12	2.7
KPOSPA6-8P-10	10	2.7
KPOSPA6-8P-12	12	2.7
KPOSPA6-15P-10	10	2.7
KPOSPA6-15P-12	12	2.7
KPOSPA6-18PZ-10	10	2.7
KPOSPA6-18PZ-12	12	2.7
KPOSPA6-19CO-10	10	2.7
KPOSPA6-19CO-12	12	2.7
KPOSPA6-6B-10	10	2.7
KPOSPA6-6B-12	12	2.7
KPOSPA6-PG-10	10	2.7
KPOSPA6-PG-12	12	2.7
KPOSPA6-PR-10	10	2.7
KPOSPA6-PR-12	12	2.7
KPOSPA6-PB-10	10	2.7
KPOSPA6-PB-12	12	2.7

Colors



General Cleaning and Maintenance

» Do not use steel wool or sandpaper, or mineral acids, bleaches or chlorine cleansers.
» Do not add chlorine to your pool right next to your stainless steel. Add it as far away as possible.
» Do not store stainless steel in a closed area underneath steel beams to avoid corrosive condensation from dripping onto the equipment and leaving brown spots.
» Do not store stainless steel where it will attract and retain moisture or airborne contaminants and do not store equipment in the same areas as chlorine.

» Rinse off stainless steel when exposed to Chlorine frequently with fresh water to wash away accumulated chemicals such as chlorine and wipe dry with a clean cloth. Especially try to clean immediately after use around chlorides (chlorine powder, seawater, etc.)
» Clean frequently with a cleaner and water. Any cleaner that is safe for glass is usually safe for stainless steel. Inspect frequently, if you notice discoloration, tarnish or water stains, increase the frequency of your fresh water rinses to reduce accumulated chemicals.
» Remove any rust spots as soon as possible to prevent irreversible pitting.
» Occasionally clean with borax, soda ash, or a non-abrasive commercial cleanser and water.
» Stubborn Stains may be removed with a magnesium oxide, ammonia and water paste.